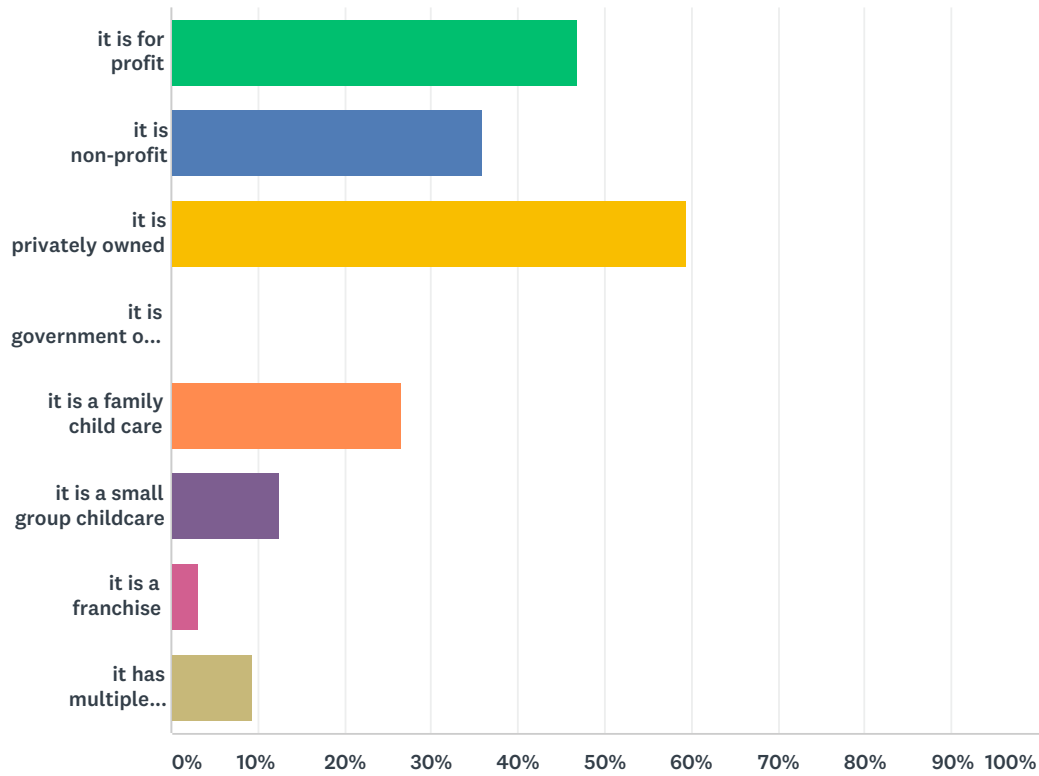


### Q5 Mark all that apply to your program

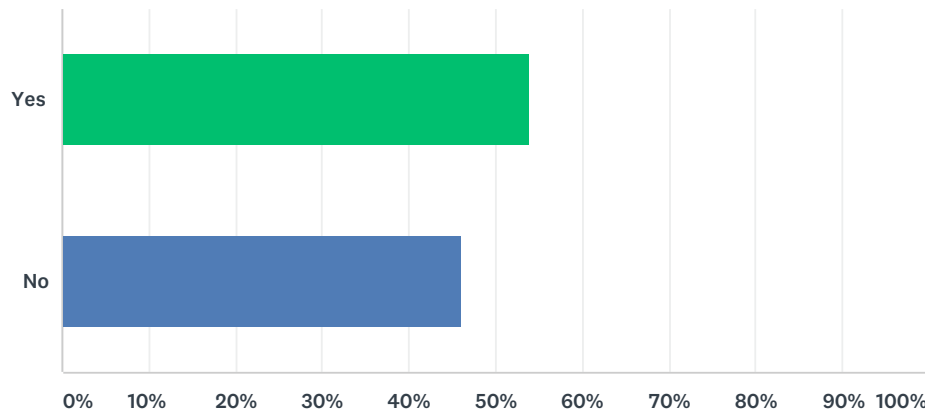
Answered: 64 Skipped: 0



ANSWER CHOICES	RESPONSES	
it is for profit	46.88%	30
it is non-profit	35.94%	23
it is privately owned	59.38%	38
it is government or agency owned	0.00%	0
it is a family child care	26.56%	17
it is a small group childcare	12.50%	8
it is a franchise	3.13%	2
it has multiple locations	9.38%	6
Total Respondents: 64		

### Q6 Have you ever had the services of a coach, mentor, consultant or technical assistant?

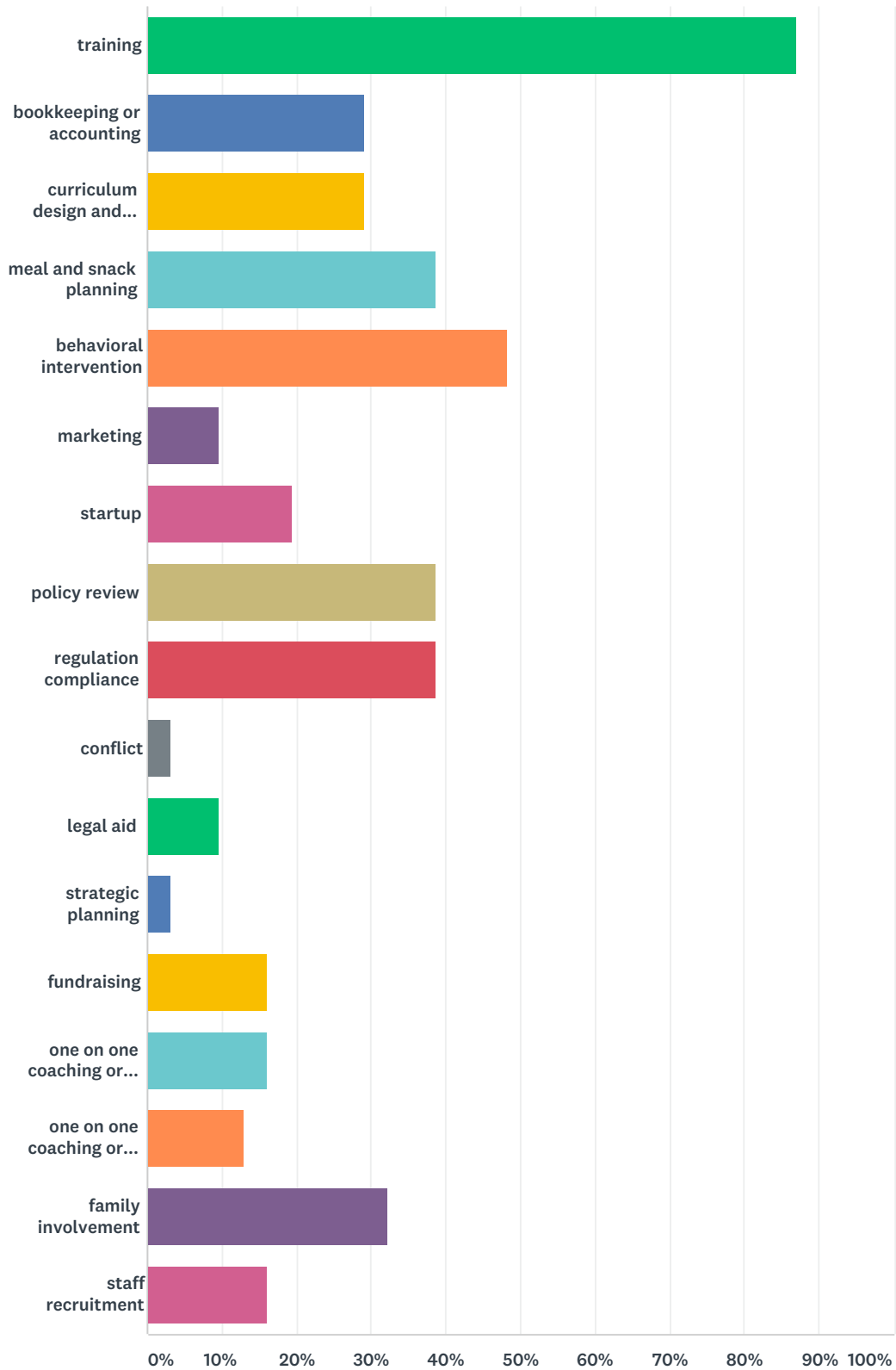
Answered: 63 Skipped: 1



ANSWER CHOICES	RESPONSES	
Yes	53.97%	34
No	46.03%	29
TOTAL		63

### Q7 Mark all tasks that you have had outside help with

Answered: 31 Skipped: 33



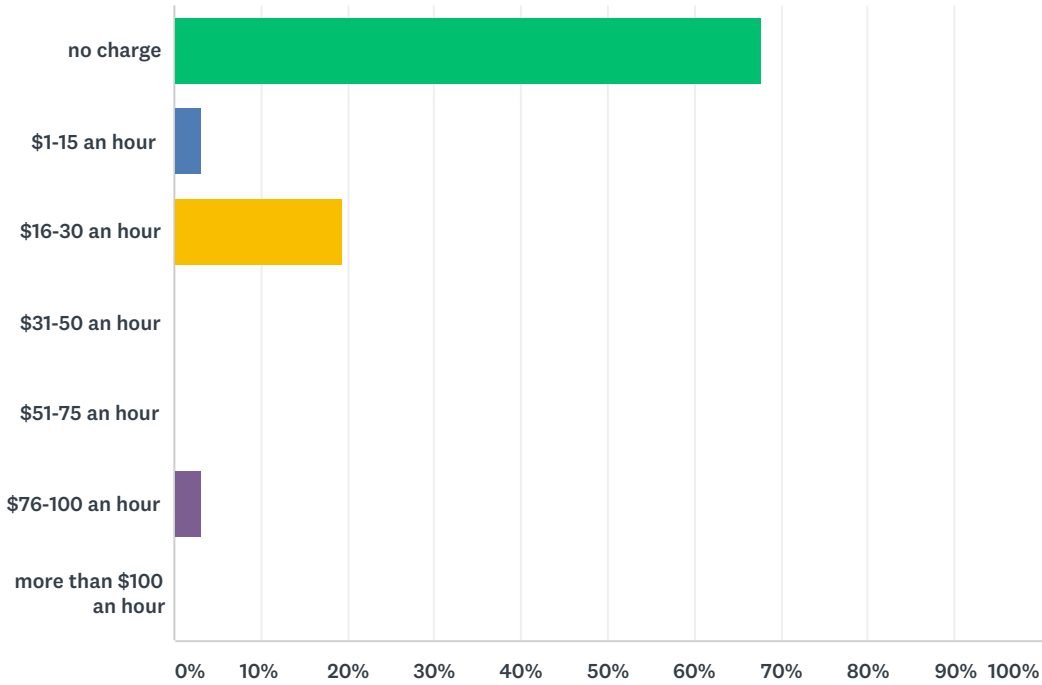
## Coaching, Mentoring, Technical Assistants, and Consultation

SurveyMonkey

training	87.10%	27
bookkeeping or accounting	29.03%	9
curriculum design and development	29.03%	9
meal and snack planning	38.71%	12
behavioral intervention	48.39%	15
marketing	9.68%	3
startup	19.35%	6
policy review	38.71%	12
regulation compliance	38.71%	12
conflict	3.23%	1
legal aid	9.68%	3
strategic planning	3.23%	1
fundraising	16.13%	5
one on one coaching or mentoring for a staff member	16.13%	5
one on one coaching or mentoring for a staff member	12.90%	4
family involvement	32.26%	10
staff recruitment	16.13%	5
Total Respondents: 31		

### Q8 What were you charged?

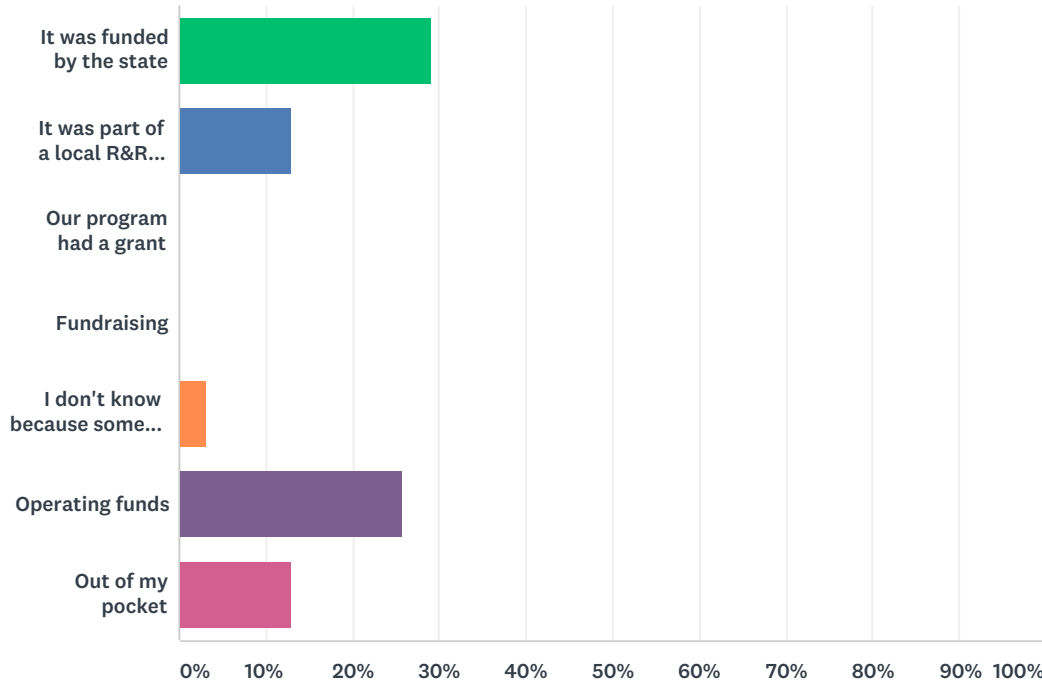
Answered: 31 Skipped: 33



ANSWER CHOICES	RESPONSES	
no charge	67.74%	21
\$1-15 an hour	3.23%	1
\$16-30 an hour	19.35%	6
\$31-50 an hour	0.00%	0
\$51-75 an hour	0.00%	0
\$76-100 an hour	3.23%	1
more than \$100 an hour	0.00%	0
<b>TOTAL</b>		<b>31</b>

### Q9 How did you pay for this service?

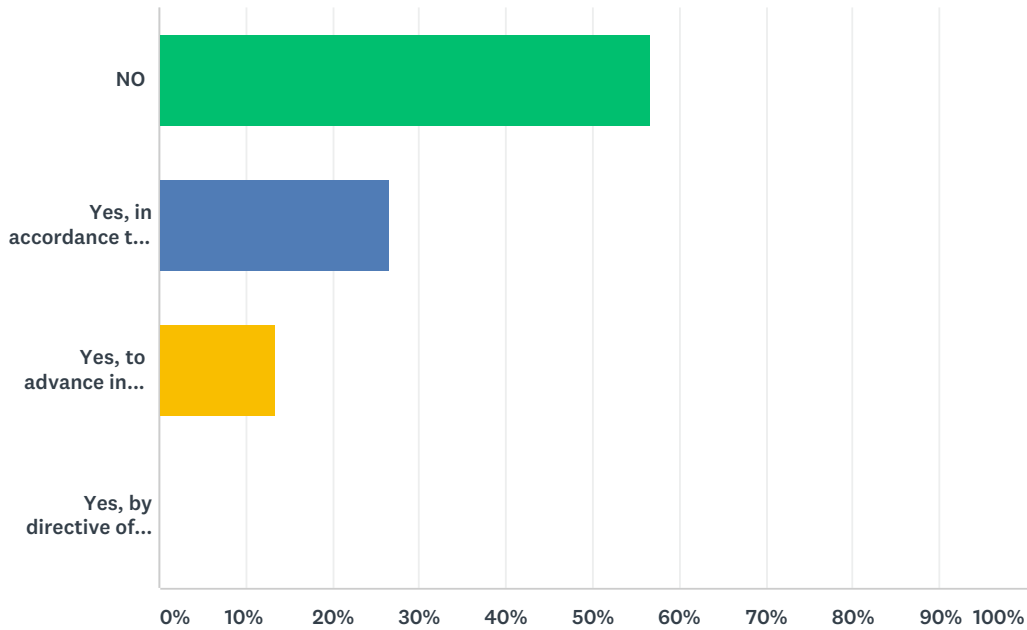
Answered: 31 Skipped: 33



ANSWER CHOICES	RESPONSES	
It was funded by the state	29.03%	9
It was part of a local R&R program	12.90%	4
Our program had a grant	0.00%	0
Fundraising	0.00%	0
I don't know because someone higher up arranged it	3.23%	1
Operating funds	25.81%	8
Out of my pocket	12.90%	4
<b>TOTAL</b>		<b>31</b>

### Q10 Where you required to have this service?

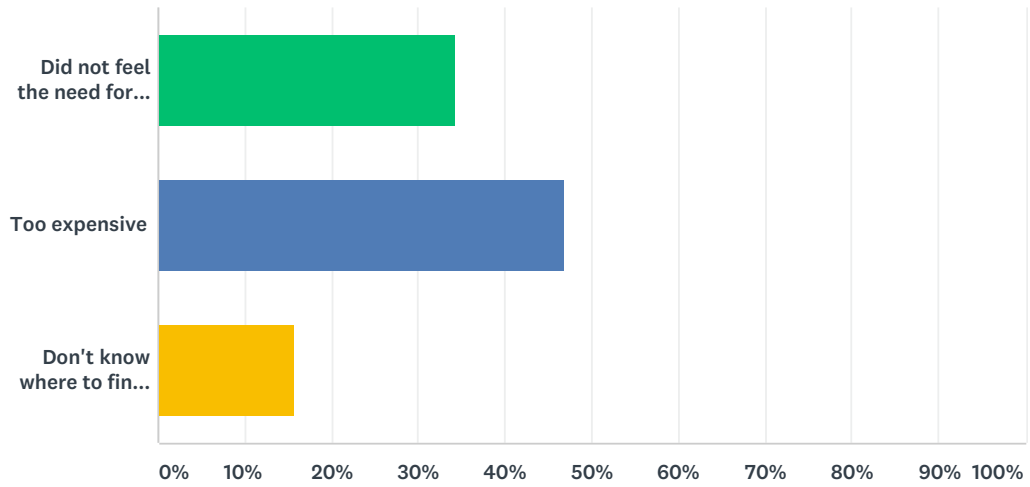
Answered: 30 Skipped: 34



ANSWER CHOICES	RESPONSES	COUNT
NO	56.67%	17
Yes, in accordance to state regulations	26.67%	8
Yes, to advance in STARS or quality rating system	13.33%	4
Yes, by directive of owner or board of directors	0.00%	0
TOTAL		30

### Q11 If you have never had such services-Why? (mark all that apply)

Answered: 32 Skipped: 32

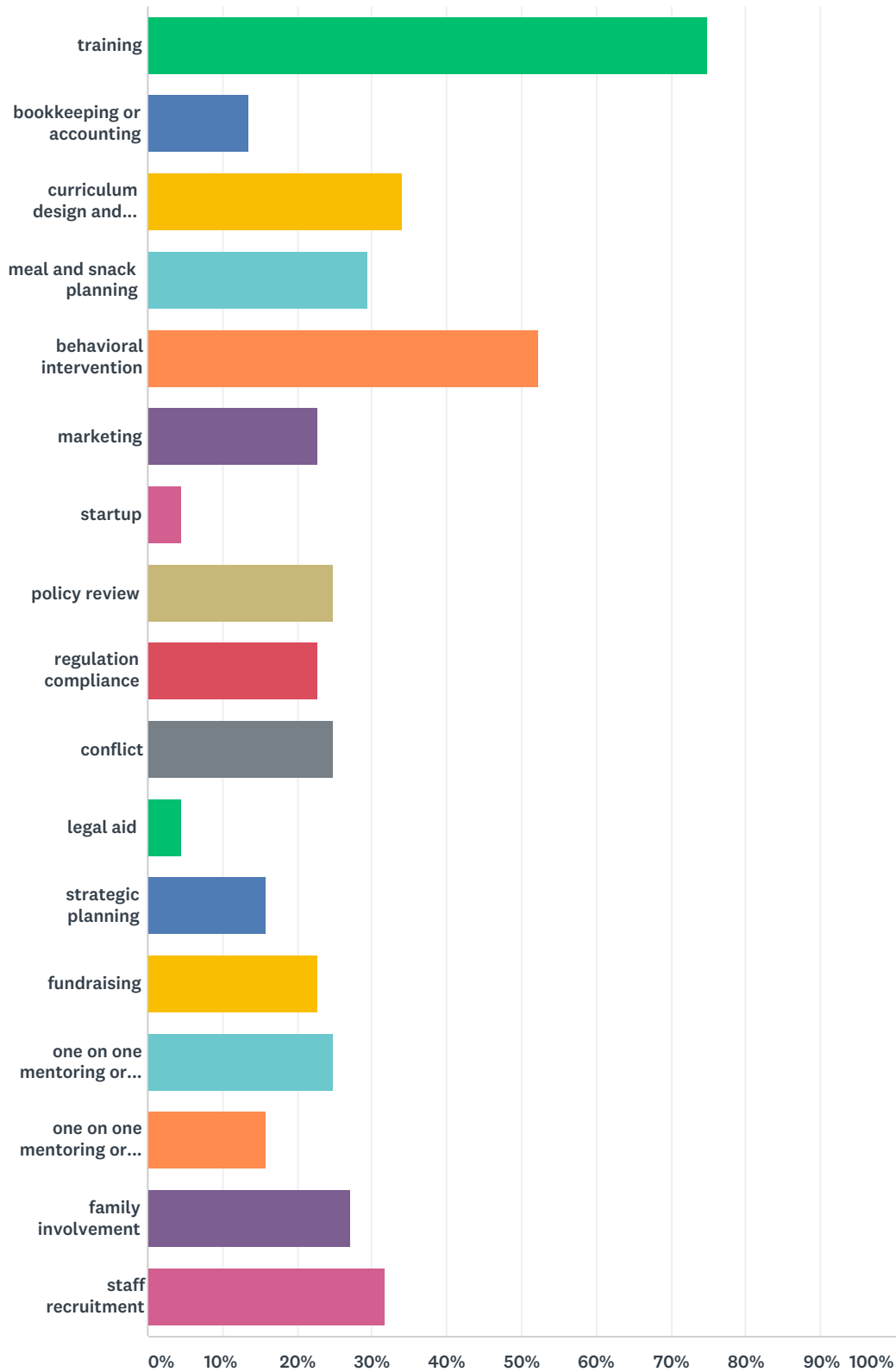


ANSWER CHOICES	RESPONSES	
Did not feel the need for them	34.38%	11
Too expensive	46.88%	15
Don't know where to find them	15.63%	5
Total Respondents: 32		



### Q12 Mark all services that you would be interested in?

Answered: 44 Skipped: 20



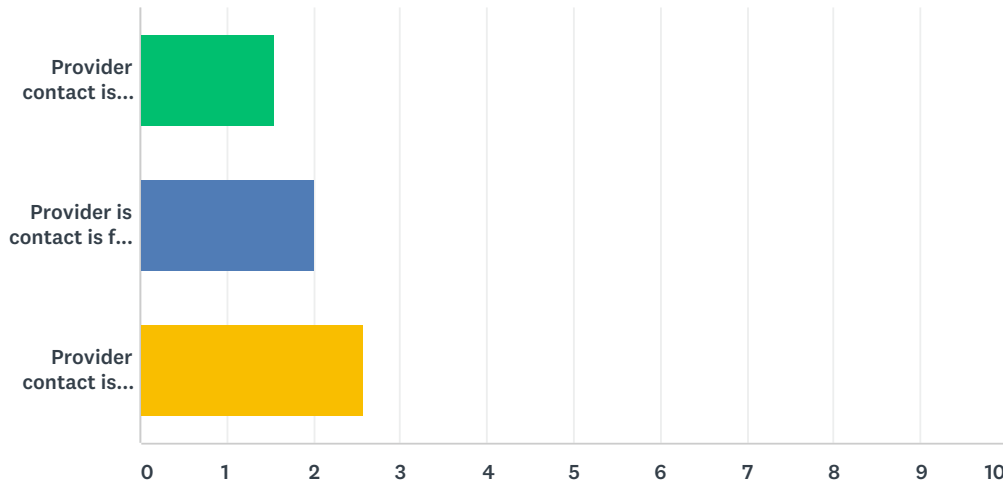
## Coaching, Mentoring, Technical Assistants, and Consultation

SurveyMonkey

training	75.00%	33
bookkeeping or accounting	13.64%	6
curriculum design and development	34.09%	15
meal and snack planning	29.55%	13
behavioral intervention	52.27%	23
marketing	22.73%	10
startup	4.55%	2
policy review	25.00%	11
regulation compliance	22.73%	10
conflict	25.00%	11
legal aid	4.55%	2
strategic planning	15.91%	7
fundraising	22.73%	10
one on one mentoring or coaching for a staff member	25.00%	11
one on one mentoring or coaching for you	15.91%	7
family involvement	27.27%	12
staff recruitment	31.82%	14
Total Respondents: 44		

### Q13 Mark your preferences on when you would like services delivered

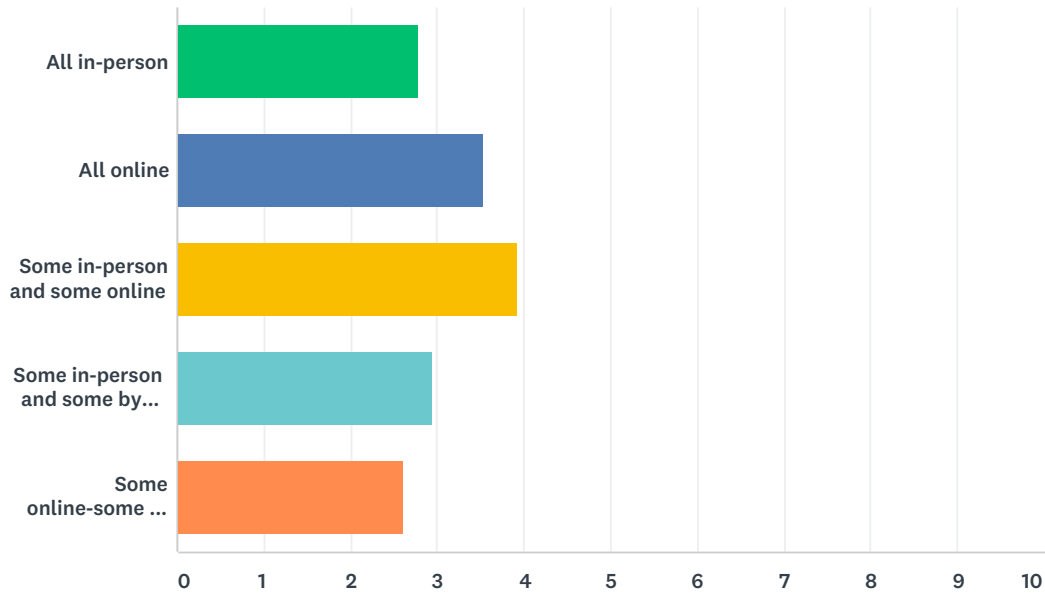
Answered: 42 Skipped: 22



	1	2	3	TOTAL	SCORE
Provider contact is daily	25.00% 7	3.57% 1	71.43% 20	28	1.54
Provider is contact is few days a week	6.90% 2	86.21% 25	6.90% 2	29	2.00
Provider contact is sporadic or as needed	72.97% 27	10.81% 4	16.22% 6	37	2.57

### Q14 Mark your preferences on how you would want services delivered

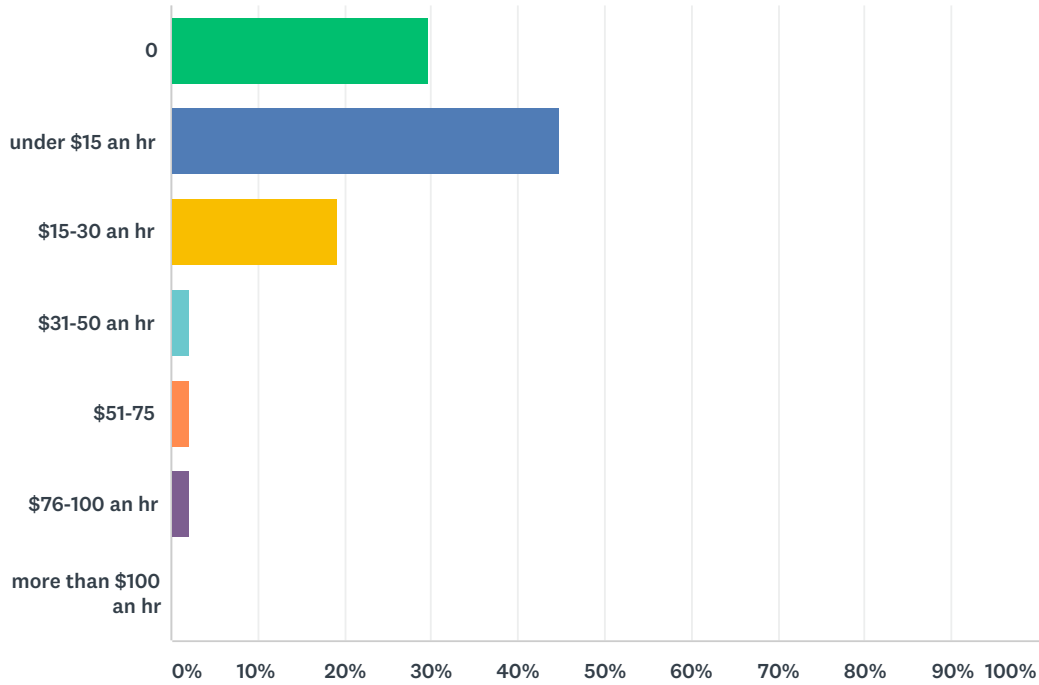
Answered: 44 Skipped: 20



	1	2	3	4	5	TOTAL	SCORE
All in-person	14.81% 4	22.22% 6	14.81% 4	22.22% 6	25.93% 7	27	2.78
All online	43.59% 17	20.51% 8	5.13% 2	7.69% 3	23.08% 9	39	3.54
Some in-person and some online	41.94% 13	19.35% 6	32.26% 10	3.23% 1	3.23% 1	31	3.94
Some in-person and some by phone	16.00% 4	20.00% 5	12.00% 3	48.00% 12	4.00% 1	25	2.96
Some online-some by phone	9.68% 3	19.35% 6	25.81% 8	12.90% 4	32.26% 10	31	2.61

### Q15 What would your budget be for these services?

Answered: 47 Skipped: 17



ANSWER CHOICES	RESPONSES	
0	29.79%	14
under \$15 an hr	44.68%	21
\$15-30 an hr	19.15%	9
\$31-50 an hr	2.13%	1
\$51-75	2.13%	1
\$76-100 an hr	2.13%	1
more than \$100 an hr	0.00%	0
<b>TOTAL</b>		<b>47</b>